

2019

Asset  
Assessment

# ITS ConGlobal AMP Capital

Participation & GRESB Score



Peer Comparison

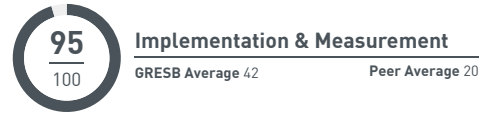
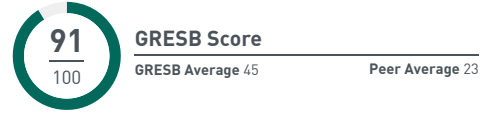
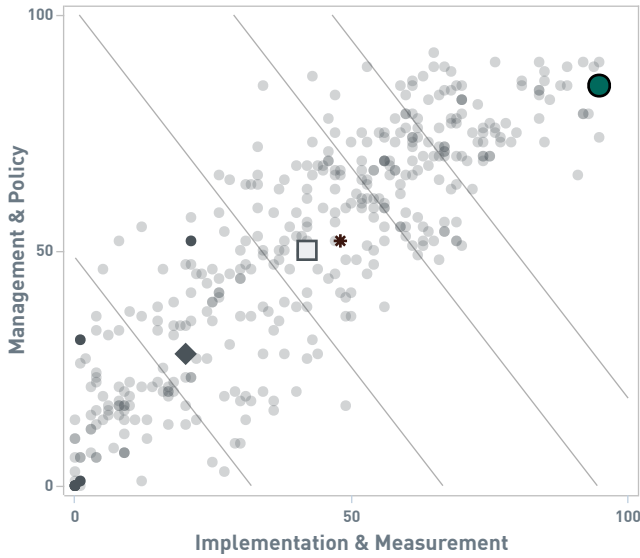


Transport: Other  
out of 6



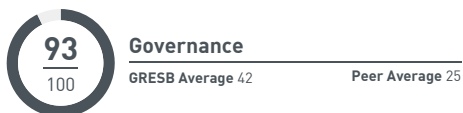

G R E S B  
★ ★ ★ ★ ★ 2019

## GRESB Model

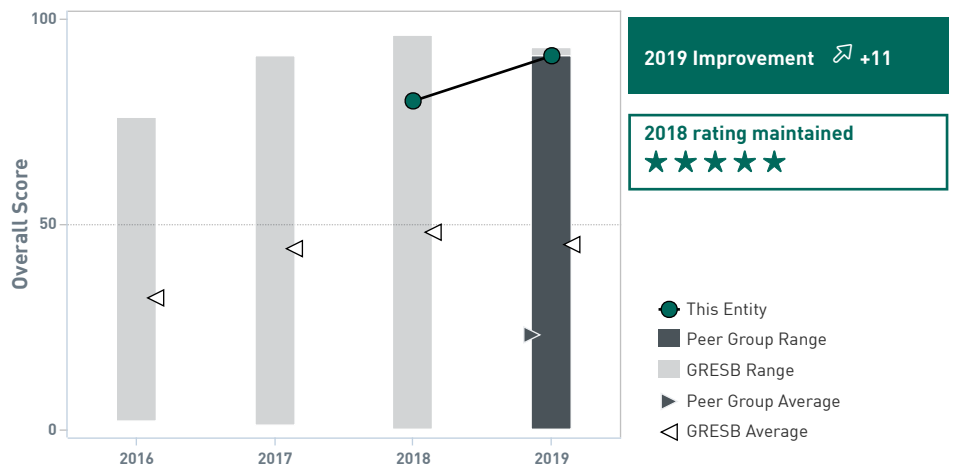


● This Entity ◆ Peer Group Avg. ● Peer Group □ GRESB Average  
● GRESB Universe + Asia × Europe \* Americas # Oceania  
# Globally Diversified

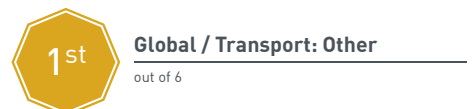
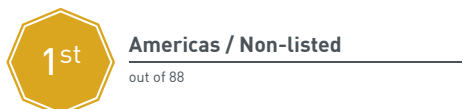
## ESG Breakdown



## Trend



## Rankings



# GRESB Aspects



Aspect Weight in GRESB Score	This Entity	Peer Group		GRESB
<b>Management</b> 10.1%	100 <sup>+18</sup>	PEER 32 <sup>-39</sup> AVERAGE		GRESB 58 <sup>+1</sup> AVERAGE
<b>Policy &amp; Disclosure</b> 10.2%	99 <sup>+29</sup>	PEER 29 <sup>-34</sup> AVERAGE		GRESB 51 <sup>-1</sup> AVERAGE
<b>Risks &amp; Opportunities</b> 21.3%	87 <sup>+2</sup>	PEER 23 <sup>-42</sup> AVERAGE		GRESB 44 <sup>-3</sup> AVERAGE
<b>Monitoring &amp; EMS</b> 10.1%	72 <sup>+37</sup>	PEER 26 <sup>-28</sup> AVERAGE		GRESB 44 <sup>+6</sup> AVERAGE
<b>Stakeholder Engagement</b> 10.1%	90 <sup>+2</sup>	PEER 26 <sup>-37</sup> AVERAGE		GRESB 49 <sup>-1</sup> AVERAGE
<b>Performance Indicators</b> 35.7%	94 <sup>-5</sup>	PEER 17 <sup>-39</sup> AVERAGE		GRESB 43 <sup>-5</sup> AVERAGE
<b>Certifications &amp; Awards</b> 2.5%	100 <sup>+100</sup>	PEER 17 <sup>+2</sup> AVERAGE		GRESB 11 <sup>+4</sup> AVERAGE

## Disclaimer: 2019 Benchmark Report

The 2019 Benchmark Report (the “Report”) and the associated GRESB Scorecard (“Scorecard”) is based on information provided

by GRESB participants by way of the GRESB annual assessment.

The Report is intended to be read only by personnel authorized by the particular respondent (“Respondent”) to which the Report pertains. The Report may also be viewed by Investors in the Respondent entity, who have the requisite rights to do so. The Score and Scorecard associated with the Report are not publically available and are shared only with the Respondent and its investors.

Any Scorecard that is provided to the Respondent is merely for reference and discussion purposes, and is not provided as the basis for any professional advice or for transactional use. GRESB, its parent company or affiliates, its advisors, consultants and sub-contractors shall not be responsible or liable for any advice given to third parties, any investment decisions or trading or any other actions taken by you or by third parties based on information contained in the Scorecard. Except where stated otherwise, GRESB is the exclusive owner of all intellectual property rights in all the information contained in the Scorecard and Benchmark Report.

© 2019 GRESB BV

**GRESB Partners  
Global Partners**



**Premier Partners**



**Partners**

